

Digital Theatre Plus

What is Digital Theatre?

Digital Theatre Plus is a tool for arts students, providing access to a wealth of footage, information and resources relating to a variety of performance areas, including plays, dance, musicals and opera. Entire performances of plays by key playwrights are also available.

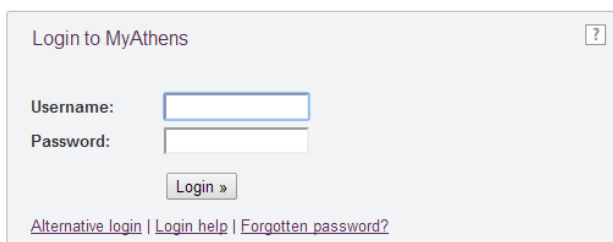
Who can access Digital Theatre Plus?

All students and staff at BOVTS, CSB, LCDS, NCCA, NSCD & Rambert.

How can I access Digital Theatre Plus?

Students and staff at all affiliate schools can access Digital Theatre Plus directly from any computer in their affiliate building. Simply go to <http://www.digitaltheatreplus.com> and you will automatically be logged into the database.

You can also access the database on & off-site on any computer with internet access via an online gateway called OpenAthens. You will need a username and password to log into OpenAthens @ <http://www.openathens.net/>



You can also log into OpenAthens by following the 'Athens' link at the bottom of the CDD & NSCD websites.

N.B. OpenAthens is sometimes referred to as Athens or MyAthens.

How do I get a username and password to access OpenAthens?

Students and staff at BOVTS, CSB, LCDS, NSCD & Rambert should ask their library staff for details of how to self-register for OpenAthens.

If you are not at one of these affiliates contact the CDD Athens Administrator Samantha King @ samantha.king@nscd.ac.uk to request an account. Please provide the following details by email:

- Full name
- Email address
- Course / Job Title
- Current year of study (students only)
- Date course ends (students only)
- Affiliate name e.g. Circus Space

Once you have logged into OpenAthens select Digital Theatre Plus from the resource list and log in using the username/password when prompted.

The username/password are provided in the resource blurb on the OpenAthens page.

What will I find on Digital Theatre Online?

- High quality films of leading theatre productions including drama, musicals, dance and opera
- Detailed study guides for a large variety of plays
- Backstage footage and interviews with cast and creative team members
- Teaching support videos and information
- Collections of videos from various other companies such as the Royal Opera House, Broadway Digital Archive, Shakespeare's Globe, Gran Teatre del Liceu and the National Jewish Theatre

How do I use Digital Theatre Plus?

The screenshot shows the Digital Theatre Plus homepage. At the top, there is a navigation menu with links for 'Productions', 'Making Theatre', 'Study Guides', 'Teaching Support', and 'Collections'. A 'Logout' button and a search bar are also present. The main content area features a large image of two actors in period costume. Text on the page includes 'Experience the thrill of live performance brought directly to your living space' and 'Shakespeare's Globe'. A callout box on the left says: 'Click on one of these tabs to browse through a list of full performances as well as a variety of useful content'. A callout box on the right says: 'Quick Search performs a full-text search across all content types on Digital Theatre Plus'. A 'Contact Us' button is visible at the bottom.

How do I watch a production video?

The screenshot shows the 'Productions' page on Digital Theatre Plus. The page has a navigation bar with tabs for 'ALL', 'SHAKESPEARE', 'CLASSICS', 'NEW WRITING', 'MUSICALS', 'DANCE', and 'OPERA'. Below the navigation bar, there is a grid of production thumbnails. A callout box on the right says: 'Use the different tabs to find content by performance type'. A callout box on the left says: 'A list of available videos to browse appears once you click on the productions tab'. A callout box on the right says: 'Click on a thumbnail to take you to the video & related content'. The thumbnails include titles like 'Ghosts', 'Private Lives', 'Merrily We Roll Along', 'Beautiful Thing', 'Don Giovanni', 'Long Day's Journey into Night', 'King Lear', 'A Doll's House', 'Lovesong', 'Billy the Kid', 'Much Ado About Nothing', 'Macbeth', 'All My Eggs', 'Into the Woods', 'As You Like It', and 'The Comedy of Errors'.

PRODUCTIONS / **Macbeth**

Macbeth
William Shakespeare
Liverpool Everyman Playhouse
Directed by Gemma Bodinetz

Macbeth's desire to gain power and keep it at all costs threatens to destroy a nation; replacing dignity and the rules of law with guilt and paranoia.

One of the country's foremost actors, David Morrissey, returns to the Everyman, where he first acted as a Youth Theatre member. He plays the murderous king opposite Julia Ford as Lady Macbeth, in Shakespeare's most visceral and menacing play.

Production duration: 2 hrs 30 min

[View Trailer](#) 1 min 21 sec

ACTS KEY SCENES KEY SPEECHES GALLERY

Act 1 33 min 51 sec **Act 2** 24 min 50 sec **Act 3** 29 min 23 sec **Act 4** 31 min 36 sec

Playwright: **William Shakespeare**

The play button allows access to the entire piece

The production is bookmarked into the different acts to allow easy access

Underneath the video summary, access to the production trailer providing a brief overview of the video is available

FULL PRODUCTION 2 hrs 30 min

ACTS KEY SCENES KEY SPEECHES GALLERY

Act 1 33 min 51 sec **Act 2** 24 min 50 sec **Act 3** 29 min 23 sec **Act 4** 31 min 36 sec

Making Theatre 4

On Acting: David Morrissey 33 min 29 sec
Leading actor David Morrissey discusses why Macbeth becomes a killer and reveals how through rehearsal and in performance he brought the character to life.

On Design: Francis O'Connor 27 min 20 sec
Francis O'Connor speaks to us about designing *Macbeth*. He discusses his role as a designer looking at the importance of creating a space to play, as the starting point to creating the world of the story.

On Directing: Gemma Bodinetz 20 min 10 sec

Reviews

"Colin Grenfell's harsh lighting fizzles and sputters."
★★★★☆
The Guardian

"The atmosphere conjured by Francis O'Connor's set depicting a dank, decaying castle lit by sputtering industrial lamps, is palpably evil."
★★★★☆
The Daily Express

"[Morrissey] speaks Shakespeare's words as if they belong to him and as if iambic pentameter were his mother tongue."
★★★★☆
Liverpool Daily Post

Study Guides

- Introduction to the story
- Characters
- Relationship map
- Plot Summary
- Language
- Context
- Playwright
- Keywords and Questions
- Close Text Analysis
- Image gallery
- Reviews

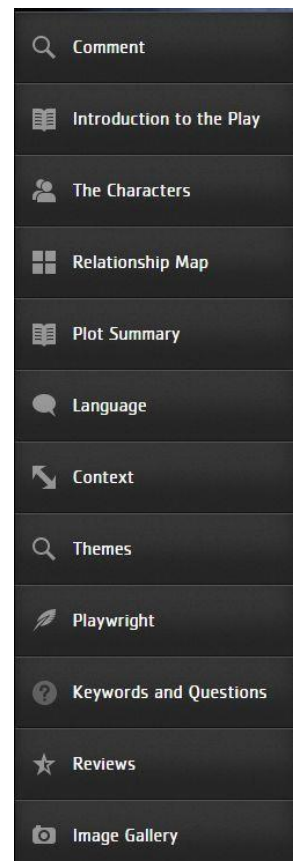
There are also links to behind the scenes interviews relating to different aspects of the creative process

Underneath the video are links to the study guide information as well as reviews of the piece

What can I do with the study guide?

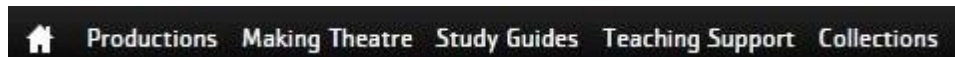
The study guides can be accessed using either the links underneath each video or by clicking on the study guides tab at the top of the page. Each study guide has key information about each of the productions and is written in detailed, easy to read sections. These resources include:

- A relationship map and character page to get to grips with the characters within the play and understand the motivations/drivers of each role. There are also interviews with the cast about the roles they play and their thoughts about them
- A playwright biography and context page, providing an insight into the time period and important events happening during the creation of the play and the playwright's lifetime
- Themes, language and a plot summary covering aspects of the piece in greater detail. There are also key words which are useful for focussing on themes and ideas
- Reviews and an image gallery that focus on the performance itself



How can I watch videos from different companies?

The collections page allows access to video collections from different companies e.g. Royal Opera House, NJT, etc. To access the footage select the Collections tab at the top of the page:



Then click on the company you are interested in to browse the available videos. There are a variety of theatrical styles in the collection; including ballet, opera, drama and foreign language theatre amongst others.

